



# Recommended Ceramic Colours




**PANTONE®**  
493 C  
Pink



**PANTONE®**  
7523 C  
Dark Pink



**PANTONE®**  
7427 C  
Maroon



**PANTONE®**  
485 C  
Red




**PANTONE®**  
Orange 021 C



**PANTONE®**  
3514 C  
Dark Yellow



**PANTONE®**  
123 C  
Dark Yellow



**PANTONE®**  
109 C  
Yellow



**PANTONE®**  
2301 C  
Light Green



**PANTONE®**  
2307 C  
Olive Green



**PANTONE®**  
364 C  
Grass Green



**PANTONE®**  
2259 C  
Green



**PANTONE®**  
553 C  
Dark Green



**PANTONE®**  
327 C  
Emerald Green



**PANTONE®**  
2142 C  
Light Blue



**PANTONE®**  
637 C  
Turquoise



**PANTONE®**  
293 C  
Blue



**PANTONE®**  
2380 C  
Dark Blue



**PANTONE®**  
160 C  
Tawny Brown



**PANTONE®**  
725 C  
Brown



**PANTONE®**  
476 C  
Dark Brown



**PANTONE®**  
430 C  
Grey



**PANTONE®**  
431 C  
Dark Grey



**PANTONE®**  
7499 C  
Cream




**PANTONE®**  
614 C  
Dark Cream



Black



White



Imitation Etch  
Matte Finish



Imitation Gold  
Matte Finish

## Recommended Ceramic Colours



[www.festivalglass.co.uk](http://www.festivalglass.co.uk)

Pantone references are provided as an indication of shade only, and therefore exact Pantone matches cannot be guaranteed. Different Pantone colours are available on request, however our recommended ceramic paint colours achieve a more accurate colour match. Additional charges may apply for certain requested pantone matches. All colours have a glossy finish aside from imitation Gold and Etch.